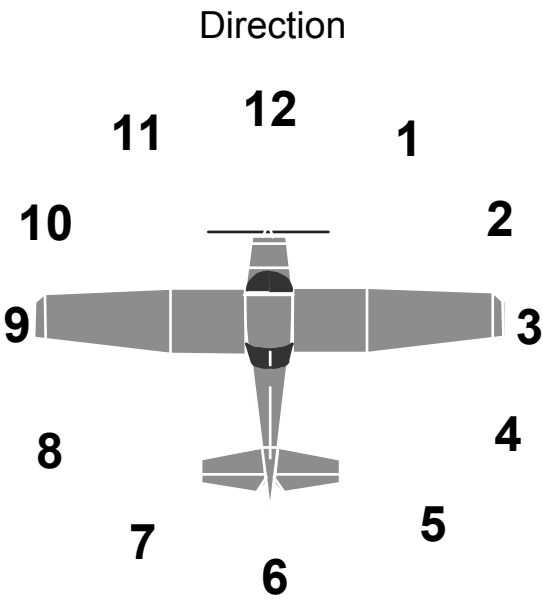


**SCANNER SEARCH AREA WORKSHEET**

Date     /     /    



MISSION # \_\_\_\_\_

SORTIE # \_\_\_\_\_

Engine START TIME \_\_\_\_\_ z

Engine STOP TIME \_\_\_\_\_ z

Wheels UP TIME \_\_\_\_\_ z

Wheels DOWN TIME \_\_\_\_\_ z

Starting Hobbs \_\_\_\_\_

Ending Hobbs \_\_\_\_\_

Total Hobbs \_\_\_\_\_

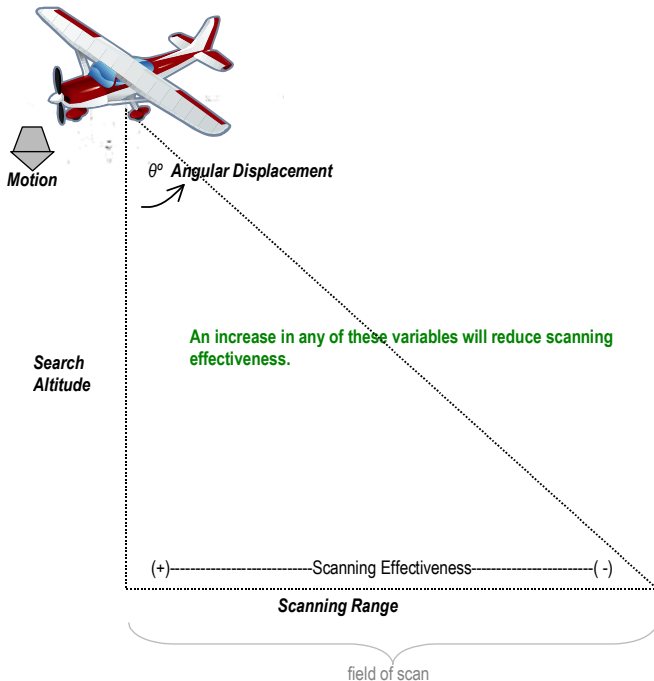

**Call Out:**

Direction \_\_\_\_\_

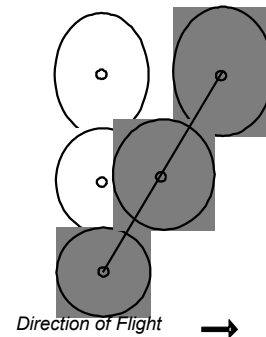
Distance \_\_\_\_\_

Description \_\_\_\_\_

**Heading**



Intended Pattern      Actual Pattern



Object Distances at Search Altitude		
ALT (AGL)	Angle	Distance
1000	53	¼ Mile
1000	69	½ Mile
1000	80	1 Mile
1000	84	2 Miles